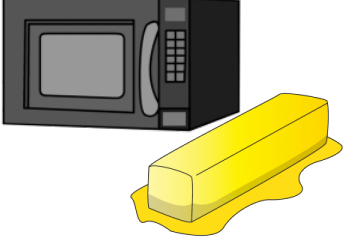






# Rice Marshmallow Snowman



- Visual Recipe
- Tools and Ingredients List
- Sequencing Page
- Survey
- Tools and Ingredients worksheet

# Rice Marshmallow Snowman

1		Melt butter in microwave
2		Mix in marshmallows
3		Pour in 5 cups cereal and mix
4		Form into a snowman
5		Add toppings & ENJOY!

# Rice Marshmallow Snowman

## *Tools & Ingredients*

1		1 bag mini marshmallows
2		1/4 cup butter
3		5 cups rice cereal
4		Toppings
5		Cookie sheet

Name:

Date:

% Independence:

# Sequencing

1	
2	
3	
4	
5	

Name:




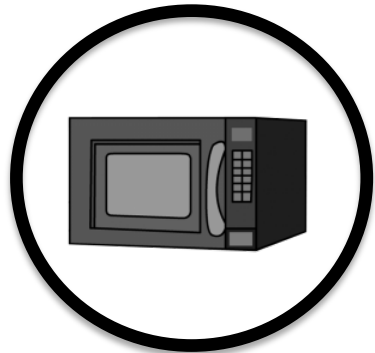


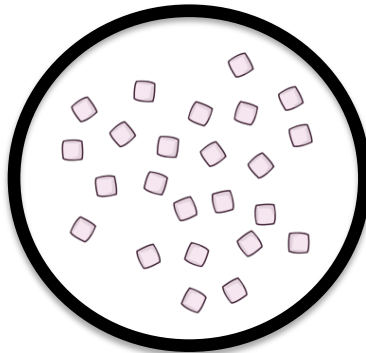
Date:

% Independence:

# Cooking

## *Tools & Ingredients*

What did you use?



Name:

Date:




% Independence:

# How was it?

What did you make today?

---

How did it taste?



Would you make it again?

